

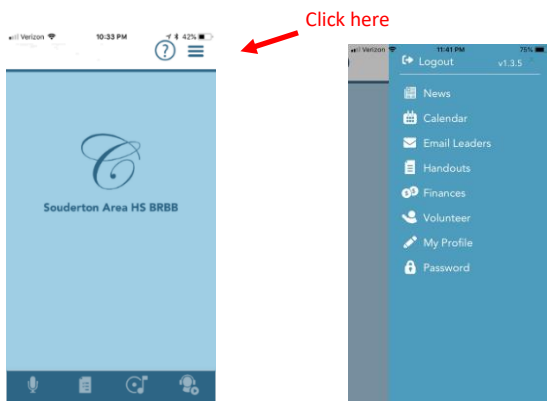
# Charms App Information

1. Go to Apple Store (iphone) or Google play (android) to download the free Charms Blue - Student App.

Once you download the app, you will be prompted to log in to your student account. You will use our school code **SAHSBRBB** and your student password. You will receive an initial password which you will be prompted to replace once logged in.

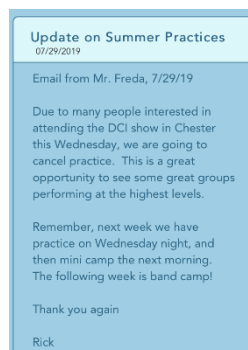
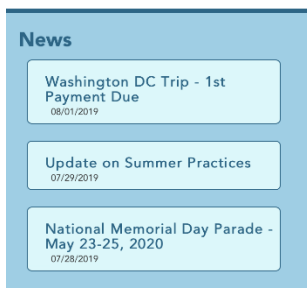


2. When you log in, you will see bars at the top, right-hand side of the screen. Click on them to expand the menu.



3. See below for listing of the features currently available:

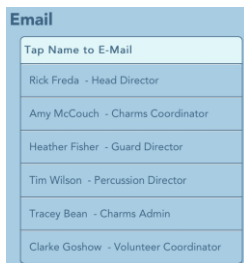
**News** – See relevant Band News which can include messages from Band Director or BRBB




**Calendar** – See the monthly calendar at a glance; click on a date to see details. Red is used to mark days with events.



**Email Leaders** – Send a message to the staff.



**Handouts** – View, Download or Print a document from our repository



**Volunteer** – Volunteer for an event by clicking on the event, entering your name, cell phone # and email address. **Please note that the app only shows open slots. Once all volunteer slots are filled, the event will disappear from the Volunteer section of the app. You can still view all volunteer signups through the web interface.**



**My Profile** – View or Edit contact information for you and your student

**Password** – Change your account password